



De Soleil

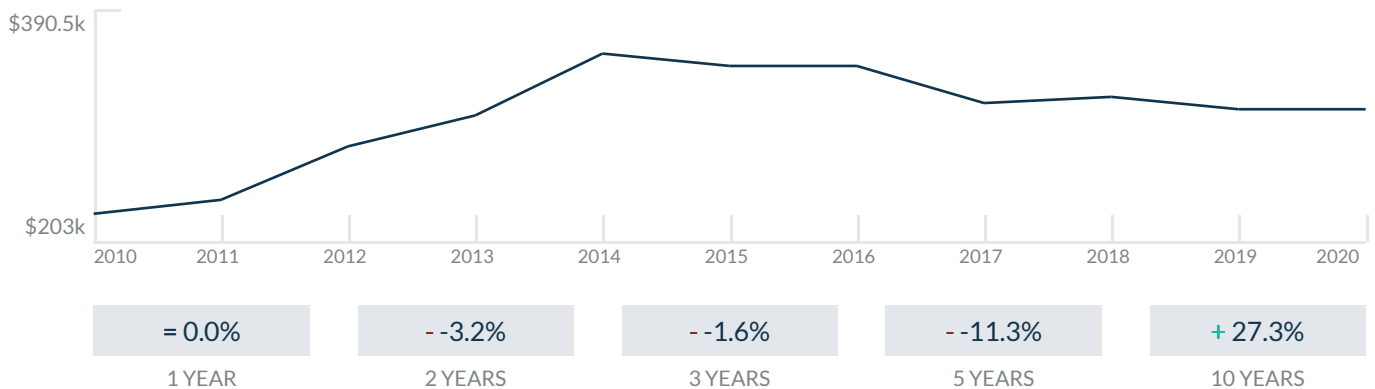
1437 Collins Ave
Miami Beach, FL 33139

Every month we compile this comprehensive market report focus on De Soleil in this convenient and easy to read format. Our datas comes from more than six different sources including MLS Associations, County Offices and Financial Institutions. Get this report for free every month on our website desoleilcondosforsale.com.

Property Stats

POSTAL CODE 33139

The property stats graph represents the median price evolution since ten years in your postal code area.



Similar Properties

DAYS ON THE MARKET

Everyday 3 months we monitor how many days it takes for similar properties to be sold. This is also a good indicator to know when to buy or sale!



Mortgage Rates

PER YEAR

Understanding mortgage economics is important when you want to buy with a loan. Below is the historical yearly average mortgage rates in the Unites States retrieved from Freddie Mac©

30 YEARS FIXED 4.4%



15 YEARS FIXED 3.9%



5/1-YEAR ADJUSTABLE 3.9%



Schools

CLOSEST

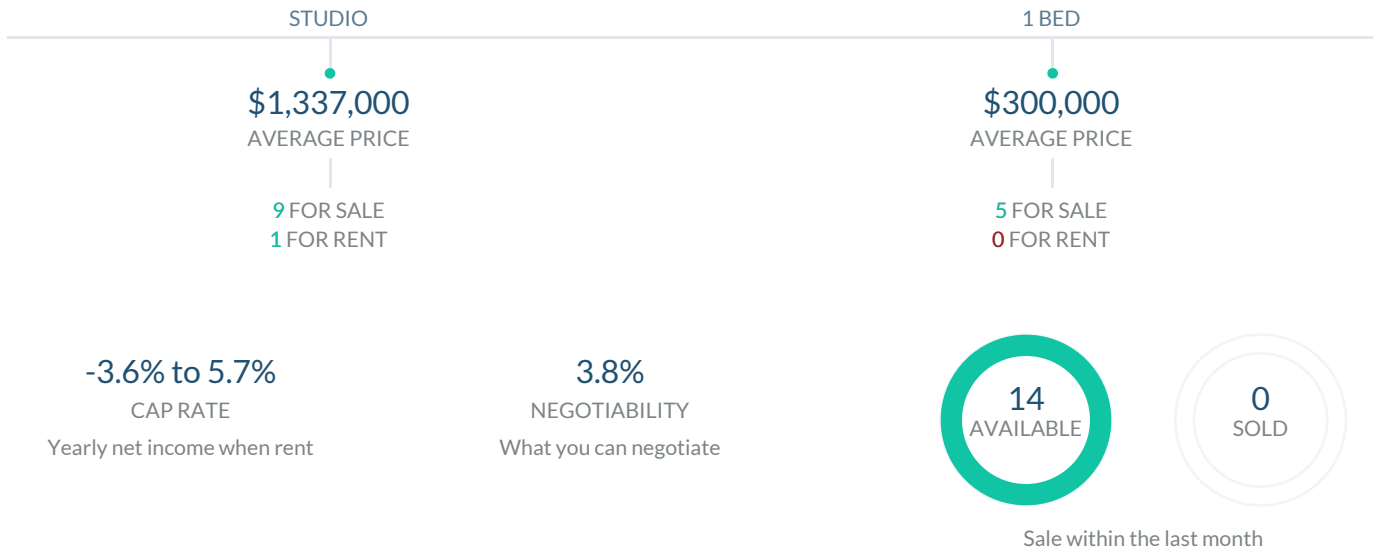
Having good schools nearby is important if you have kids or plan to rent or sell your home. Ratings are retrieved from the leading independent and nonprofit GreatSchools©

ELEMENTARY SCHOOL	MIDDLE SCHOOL	HIGH SCHOOL
School For Advanced Studies 10/10	Anna Maria De Hostos Youth Leadership Center 1/10	New York School Of The Arts 10/10

Insights

IN DE SOLEIL

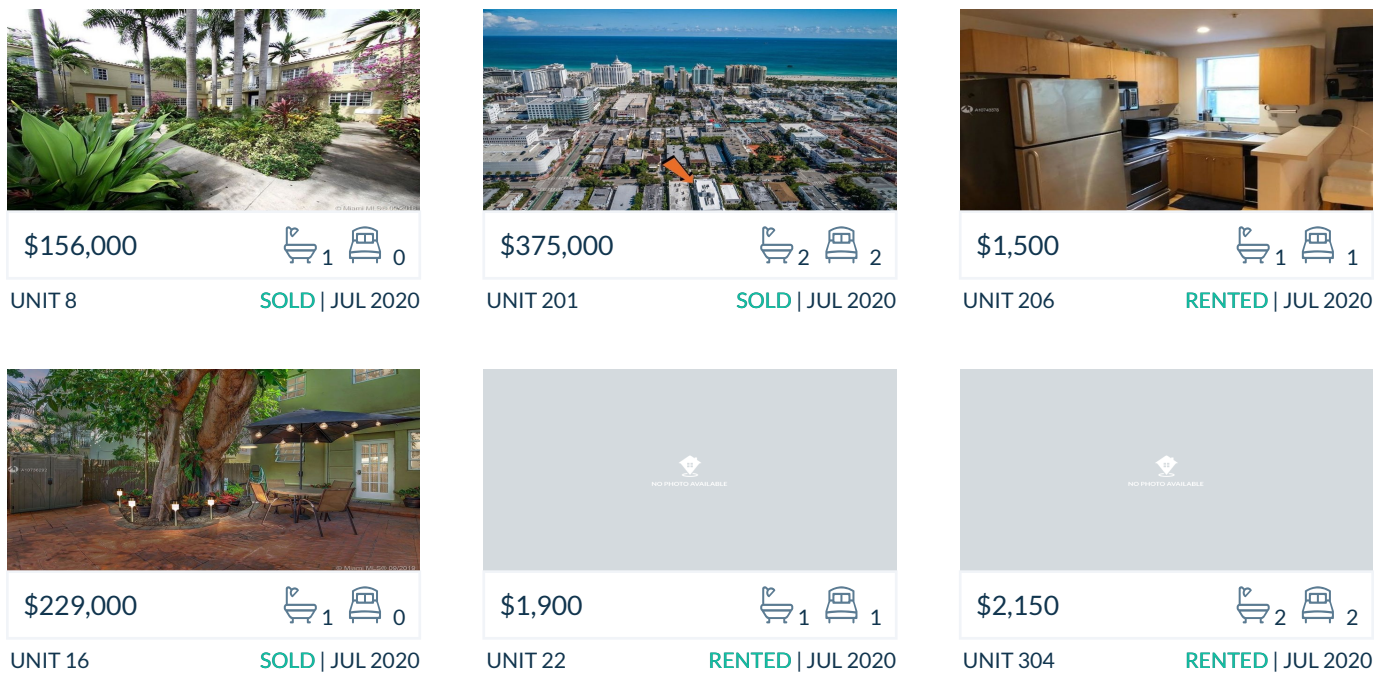
Below the average listing prices of available unit per property type.



Activity

SOLD OR RENTED

Below the latest transactions reported by the local MLS Association for De Soleil



Sold

LAST 20 PROPERTIES SOLD IN DE SOLEIL

Unit	Price	Beds/Baths	\$/Sqft	Sqft	Buying Date	Days on Market
8	\$156,000	0/1	\$352.1	443	May 2020	619
201	\$375,000	2/2	\$393.5	953	Mar 2020	424
16	\$229,000	0/1	\$457.1	501	Nov 2019	53
101	\$175,000	1/1	\$336.5	520	Jul 2019	33
102	\$179,500	1/1	\$309.5	580	Jun 2019	116
18	\$179,900	1/1	\$364.9	493	Apr 2019	93
209	\$349,900	0/1	\$699.8	500	Nov 2016	159
209	\$349,900	0/1	\$699.8	500	Nov 2016	159
PH08	\$510,000	0/1	\$1,020.0	500	Nov 2016	285
PH08	\$510,000	0/1	\$1,020.0	500	Nov 2016	285
308	\$250,000	1/1	\$424.4	589	Jun 2016	785
PH04	\$404,900	0/1	\$809.8	500	Feb 2016	36
PH25	\$447,200	0/1	\$894.4	500	Feb 2016	27
PH04	\$404,900	0/1	\$809.8	500	Feb 2016	36
PH25	\$447,200	0/1	\$894.4	500	Feb 2016	27
N/A	\$155,000	0/1	\$442.9	350	Feb 2016	29
327	\$369,000	0/1	\$738.0	500	Dec 2015	273
327	\$369,000	0/1	\$738.0	500	Dec 2015	273
PH06	\$599,000	0/1	\$1,130.2	530	Oct 2015	77
PH06	\$599,000	0/1	\$1,130.2	530	Oct 2015	77

Rented

LAST 20 PROPERTIES RENTED IN DE SOLEIL

Unit	Price	Beds/Baths	\$/Sqft	Sqft	Rented Date	Days on Market
206	\$1,500	1/1	\$2.9	520	Nov 2019	62
22	\$1,900	1/1	\$3.0	634	Nov 2019	16
304	\$2,150	2/2	\$2.2	978	Nov 2019	6
205	\$1,250	0/1	\$2.5	507	Oct 2019	46
203	\$2,800	2/2	\$3.1	913	Oct 2019	59
106	\$1,500	1/1	\$3.6	420	Oct 2019	54
1B	\$2,000	2/2	\$2.1	931	Sep 2019	24
206	\$1,250	1/1	\$3.0	420	Sep 2019	63
204	\$3,100	2/2	\$3.2	978	Sep 2019	14
103	\$1,350	0/1	\$2.7	506	Aug 2019	35
1B	\$2,050	2/2	\$2.2	931	Jul 2019	24
4	\$1,450	1/1	\$2.6	550	Jul 2019	14
4	\$1,500	1/1	\$2.7	550	Jul 2019	14
305	\$1,600	1/1	\$3.6	440	Jul 2019	70
501	\$1,950	2/2	\$1.5	1,280	Jun 2019	6
308	\$1,400	1/1	\$2.7	520	May 2019	36
7	\$1,450	1/1	\$2.6	550	May 2019	13
103	\$1,500	1/1	\$3.6	420	May 2019	27
14	\$1,425	1/1	\$3.1	456	Apr 2019	3
204	\$1,300	1/1	\$3.0	440	Apr 2019	20

Currently Listed

ACTIVE LISTINGS 1/1

Unit	Price	Beds/Baths	\$/Sqft	Sqft	Listing Date	Owner
PH07	\$445,000	1/2	\$890.0	500	Sep 2020	PRAKASH TE...
PH12	\$4,900,000	0/0	N/A	N/A	Sep 2020	
PH12	\$4,900,000	0/30	\$9,800.0	500	Oct 2020	
PH16	\$395,000	0/2	\$790.0	500	Oct 2020	ERIC THOREU...
22	\$299,000	1/1	\$471.6	634	Oct 2020	N/A
106	\$160,000	1/1	\$307.7	520	Sep 2020	
203	\$199,000	0/1	\$405.3	491	Sep 2020	BARBARA LO...
204	\$339,000	0/2	\$678.0	500	Sep 2020	PRAKASH TE...
211	\$299,000	1/2	\$598.0	500	Sep 2020	GENADI ZATU...
216	\$345,000	0/2	\$690.0	500	Sep 2020	
301	\$250,000	0/1	\$500.0	500	Sep 2020	ALEXANDER F...
314	\$339,000	0/2	\$678.0	500	Sep 2020	PRAKASH TE...
316	\$299,000	1/2	\$598.0	500	Sep 2020	N/A
321	\$3,000/mth	0/1	\$6.0	500	Oct 2020	SHLOMO POL...
327	\$365,000	0/1	\$730.0	500	Sep 2020	N/A